



PROFESSIONAL

A PRO LIKE YOU



www.fiatprofessional.co.uk

CIAO FIAT

00 800 342 800 00
Customer Service

CIAO FIAT

CIAO FIAT

PROFESSIONAL MOBILE



CIAO FIAT PROFESSIONAL MOBILE



VEHICLE
PROTECTION

TOP CARE: THE MOST COMPREHENSIVE PROGRAMME

FCA BANK

FINANCE PACKAGES AND INSURANCE SERVICES

Trim levels and optional may vary according to specific market or legal requirements. The data provided in this publication are indicative only. FCA reserves the right to make modifications to the models described herein at any time for technical or commercial reasons. Fiat Marketing 02.0.0000.52 - S - 05/2016 - Printed in Italy - GA - Printed on chlorine-free paper.

TALENTO



PROFESSIONAL



INGENIOUS MOVER

MULTI-TALENTED
LIKE EVERY PRO.



Being clever is to have the ability to adapt. To face different situations and always have the perfect solution for them.

The **NEW TALENTO** has it all. Designed to transport **PEOPLE** or **CARGO**, it offers professionals a wide range of solutions, from loading features to accessories – making a significant difference to your everyday work.

Powered by a **FULL RANGE OF EURO 6 ENGINES**, including the reliable **TWINTURBO ENGINE**, with **TRACTION + SYSTEM** and **ESC WITH HILL HOLDER**: to let you work anywhere you need. And also with integrated **REAR PARKING SENSORS** and **REAR CAMERA** – that makes parking incredibly easy.

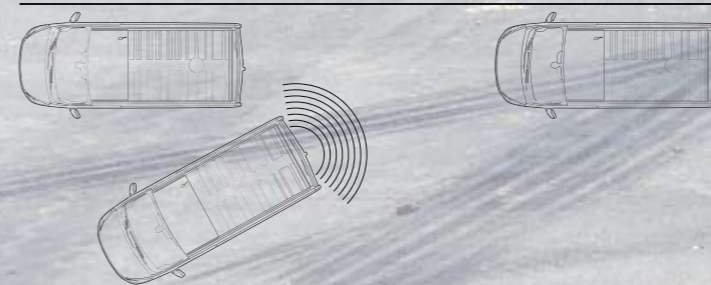
EURO 6 ENGINES

1.6 EcoJet/MultiJet 95 HP

1.6 MultiJet 120 HP

1.6 EcoJet 125 HP

1.6 EcoJet 145 HP





INGENIOUS CARRIER

SUCCESS COMES
IN MANY FORMS:
CARRY ALL OF THEM.



Versatility is the key when running a successful business. Whether its passengers or cargo, the New Talento is designed to effectively transport all of them, without losing the overall compactness – great for urban centers.

Flexible and adaptable, you can easily load large objects from both side door and rear doors.

Offering **UP TO 1.2 TON PAYLOAD**, with space for 3 Euro pallets (starting from short wheelbase and low roof) and the possibility of also transporting long objects. They can be easily carried through a **CARGOPLUS**, an opening underneath the passenger's seat that let's you fit objects **UP TO 4.15 METERS** in length (on long wheelbase).

The New Talento has squared lines, implying its roomy interior and large cargo volume, **UP TO 8.6 M³**. The van's versatility allows you to choose the perfect combination for your business, between **TWO** different **HEIGHTS**, **TWO LENGTHS AND TWO WHEELBASES**.





INGENIOUS INSIDE

MAKE YOUR OFFICE EVERYWHERE.

The interior of the New Talento is the perfect office for dedicated workers like you.

Carefully thought to combine comfort and functionality, it comes with all the items that makes every hour at work pleasant and effective.

The ingenious solutions that brings a **CENTRAL SEAT WITH POP-UP TABLE AND HOLDERS**, is just one of many features that makes it your future workstation. By adding the media centre **7" TOUCH-RADIO NAV**, navigate your way to success, and toggle through music via steering wheel controls. With an easy adjustable, ergonomic driver's seat, backed by a lumbar support and the **VIEWPLUS MIRROR**, driving the New Talento is remarkably comfortable.





INGENIOUS
GEAR


**THE BEST
TO WORK
SMARTER.**

A great functional toolkit is the first and fundamental equipment of every clever hard worker. But a professional like you deserves more. That's why every detail of the New Talento was designed to truly make a difference at your work. Proudly helping you achieve more and carry great results.

PASTEL BODY COLOURS



5CA White



802 Red



7AZ Grey

METALLIC BODY COLOURS



6FW Light Grey




4SA Green



5JQ Blue



74G Dark Grey



6FX Beige



4H5 Black

FABRICS



Nattè Grey and Black



Dark Brown and Black

RIMS



Hub cup 16"



Wheel cover 16"



Alloy wheels 17"
Diamond Grey

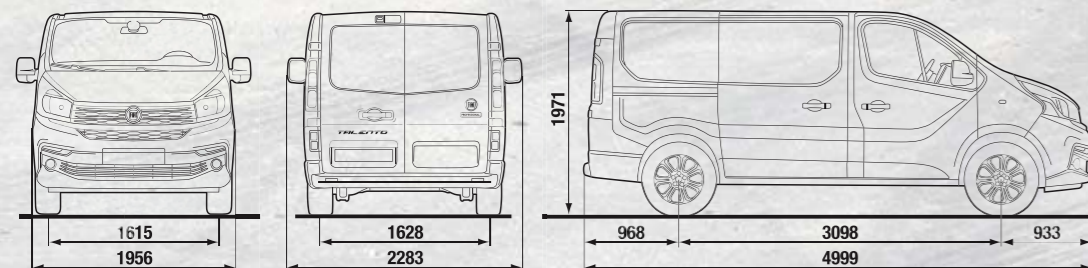


Alloy wheels 17"
Matt Black

TECHNICAL SPECIFICATIONS

Engine	MultiJet 95 HP	EcoJet 95 HP S&S	MultiJet 120 HP	EcoJet 125 HP S&S	EcoJet 145 HP S&S
Displacement (cm³)	1598	1598	1598	1598	1598
Emission level	Euro 6	Euro 6	Euro 6	Euro 6	Euro 6
EC max power: kw (HP) at rpm	70 (95) 3500	70 (95) 3500	88 (120) 3500	92 (125) 3500	107 (145) 3500
EC max torque: Nm at rpm	260@1500	260@1500	300@1500	320@1500	340@1500
Fuel system	Common rail with variable geometry turbo	Common rail with variable geometry turbo	Common rail with variable geometry turbo	Common rail with variable geometry twin turbo	Common rail with variable geometry twin turbo
Transmission					
Gearbox: number of speed	6	6	6	6	6
Steering					
Turning diameter between walls	SWB 12,40 - LWB 13,73	SWB 12,40 - LWB 13,73	SWB 12,40 - LWB 13,73	SWB 12,40 - LWB 13,73	SWB 12,40 - LWB 13,73
Suspension					
Front	independent McPherson	independent McPherson	independent McPherson	independent McPherson	independent McPherson
Rear	Torsion beam with coil springs, semi-independent wheels.	Torsion beam with coil springs, semi-independent wheels.	Torsion beam with coil springs, semi-independent wheels.	Torsion beam with coil springs, semi-independent wheels.	Torsion beam with coil springs, semi-independent wheels.
Wheels					
Tyres	205/65 R16 - 205/65 R16 all season - 215/60 R17	205/65 R16 - 205/65 R16 all season - 215/60 R17	205/65 R16 - 205/65 R16 all season - 215/60 R17	205/65 R16 - 205/65 R16 all season - 215/60 R17	215/65 R16 - 205/65 R16 all season - 215/60 R17
Fuel consumption MPG (l/100 km) - Van short wheelbase and low roof *					
Urban cycle	36 (7.8)	39 (7.2)	36 (7.8)	41 (6.9)	40 (7.1)
Extra-urban cycle	49 (5.8)	50 (5.6)	49 (5.8)	51 (5.5)	50 (5.6)
Combined cycle	43 (6.5)	46 (6.1)	43 (6.5)	48 (5.9)	46 (6.1)
CO ₂ emissions (g/km)	170	160	170	155	160

* Homologation pending values



TECHNICAL SPECIFICATIONS

	VAN				CREW CAB		CHASSIS CAB	COMBI CAT. M1 - PASSENGER	
Dimensions	Short Wheelbase	Long Wheelbase	Short Wheelbase and High Roof	Long Wheelbase and High Roof	Short Wheelbase	Long Wheelbase	Long Wheelbase	Short Wheelbase	Long Wheelbase
Number of Seats	3	3	3	3	7	7	3	8/9	8/9
Length (mm)	4999	5399	4999	5399	4999	5399	5248	4999	5399
Width / Width including Mirrors (mm)	1956 / 2283	1956 / 2283	1956 / 2283	1956 / 2283	1956 / 2283	1956 / 2283	1956 / 2283	1956 / 2283	1956 / 2283
Height (mm)	1971	1971	2493	2493	1971	1971	1953	1971	1971
Wheelbase (mm)	3098	3498	3098	3498	3098	3498	3498	3498	3498
Load compartment									
Length at Floor Level (mm)	2537	2937	2537	2937	1914 / 2023	2314 / 2423		736	1136
Maximum Width (mm)	1662	1662	1662	1662	1662	1662		1662	1662
Width between Wheel Arches (mm)	1268	1268	1268	1268	1268	1268		1268	1268
Height (mm)	1387	1387	1898	1898	1387	1387		1369	1369
Load Threshold (mm)	552	552	552	552	552	552		552	552
Volume, VDA Method* (m³)	5,2	6	7,2	8,6	3,2	4,0		1,0	1,8
Side Sliding door									
Width at 600 mm from the Floor (mm)	907	907	907	907	907	907		907	907
Rear doors									
Height (mm)	1320	1320	1820	1820	1320	1320		1320 / 1295	1320 / 1295
Width at 70 mm from the Floor (mm)	1391	1391	1391	1391	1391	1391		1391	1391
Weights									
Payload including Driver (kg)*	1224	1249	1133	1170	991	1025	1452	1081	1096

* Homologation pending values

STANDARD AND OPTIONAL EQUIPMENT

Exterior		Van Base	Van SX	Crew cab Base	Crew cab SX	Chassis cab Base	Passenger Active	Passenger SX
Door Mirrors - Heated with Electric Adjustment and External Temperature	441	S	S	S	S	S	S	S
LED Day Time Running Lights	LMK	S	S	S	S	S	S	S
Fog lights	097	•	•	•	•	•	•	S
Rear Windshield Wipers and Electric Heated Window (Rear)	101	•	•	•	•	–	S	S
Tinted Windows	GAD	•	•	•	•	–	•	•
Second Row Sliding Window (Left Side)	GFD	•	•	•	•	–	•	•
Glazed Tailgate	148	•	•	•	•	–	S	S
Right Side Loading Door with Window	520	•	•	S	S	–	S	S
Right Side Loading Door with Sliding Window	GKD	•	•	•	•	–	•	S
2^ Sliding Side Door with Window	5A3	•	•	•	•	–	S	S
Near Side Sliding Door with Sliding Window	8LH	•	•	•	•	–	•	S
255° Twin Panel Rear Doors (Long Wheelbase Only)	8LA	•	•	•	•	–	–	–
255° Twin Glazed Rear Doors (Long Wheelbase Only)	8LB	•	•	•	•	–	•	•
17" Alloy Wheels Diamond Grey	108	•	•	•	•	•	•	S
17" Alloy Wheels Matt Black	8CE	•	•	•	•	•	•	•
Pack Look 2: Semi Painted Front Bumper, Grained Upper Grill Bars, Grained Rear Bumper, Black Rearview Mirror Shell, No Sliding Door Rail Cover	8ME	S	•	S	•	S	•	•
Pack Look 3: Semi Painted Front Bumper, Grained Upper Grill Bars, Body Colored Rear Bumper, Black Rearview Mirror Shell, No Sliding Door Rail Cover	8MF	•	S	•	S	•	S	•
Pack Look 4: Semi Painted Front Bumper, Grained Upper Grill Bars, Body Colored Rear Bumper, Body Colored Rearview Mirror Shell, Body Colored Sliding Door Rail Cover	8MG	•	•	•	•	•	•	•
Pack Look 5: Body Color Front Bumper, Metal Silver Upper Grill Bars, Body Colored Rear Bumper, Body Colored Rearview Mirror Shell, Body Colored Sliding Door Rail Cover	8MH	•	•	•	•	•	•	S

▲ Available at a later stage

STANDARD AND OPTIONAL EQUIPMENT

Interior		Van Base	Van SX	Crew cab Base	Crew cab SX	Chassis cab Base	Passenger Active	Passenger SX
Full Width Bulkhead with Window	199	•	•	–	–	–	–	–
CargoPlus - Full Width Bulkhead with Trapdoor (without Windows)	7ET	•	•	–	–	–	–	–
CargoPlus - Full Width Bulkhead with Trapdoor (with Window)	7EU	•	•	–	–	–	–	–
Closed Glove Box (Cooled with AC)	JKH	•	•	•	•	•	•	•
Leather Steering Wheel	329	•	•	•	•	•	•	S
Manual Air Conditioning	025	•	•	•	•	•	•	S
Automatic Air Conditioning (Front)	140	•	•	•	•	•	–	–
Dual Zone Climate Control (Manual)	HAD	•	•	•	•	•	•	•
Dual Zone Climate Control (Automatic)	HAF	•	•	•	•	•	–	–
Front and Rear Manual Air Conditioning	HAK	–	–	–	–	–	•	•
Front and Rear Manual Air Conditioning + Heater	HBB	–	–	–	–	–	•	•
Height Adjustable Driver's Seat with Armrest & Lumbar Support	482	S	S	S	S	S	S	S
Heated Driver's Seat	453	•	•	•	•	•	•	•
Standard Front Passenger Bench	186	S	•	S	–	S	S	S
Front Passenger Bench with Under Seat Storage	295	•	•	•	S	•	•	•
Mobile office - Fold Down Passenger Seat with Detachable Clipboard Holder And Under Seat Storage	4GQ	•	S	–	–	–	–	–
2 nd Row Seats (Foldable/Removable)	6VG	–	–	–	–	–	S	S
3 rd Row Passenger Seats (Foldable and Removable)	CFX	–	–	–	–	–	S	S
Techno Silver Interior (Natte' Grey Black Fabric)	8L0	S	–	S	–	S	S	–
Living Brown Interior (Dark Brown and Black Fabric)	8L1	–	S	–	S	–	–	S

S = standard • = Optional – = not available

STANDARD AND OPTIONAL EQUIPMENT

Technology		Van Base	Van SX	Crew cab Base	Crew cab SX	Chassis cab Base	Passenger Active	Passenger SX
Smoker Pack	989	•	•	•	•	•	•	•
12 V Socket in Load Area	823	S	S	S	S	–	–	–
Cruise Control and Speed Limiter	416	•	•	•	•	•	•	S
ViewPlus - Wide view Mirror (Blind Spot Mirror In Passenger Sun visor)	4NI	•	S	•	•	•	–	–
Dusk and Rain Sensor	051	•	•	•	•	•	•	S
Reverse Parking Sensors	508	•	S	•	S	–	•	S
Rear Camera with Image in The Interior Mirror (Unavailable with High Roof Versions)	316	• / –	• / –	•	•	–	•	•
Electric Front Windows - Driver's Side 1 Touch Descending	JPY	S	S	S	S	S	S	S
2 Buttons Key (Remote Control)	GXK	S	S	S	S	S	S	S
2 buttons Key (Remote Control with Single Driver Door Opening)	8MJ	•	•	•	•	•	•	•
3 buttons Key (Remote Control Closing / Opening /Rear Compartment)	XCR	•	•	•	•	•	•	•
Remote Central Locking	008	S	S	S	S	S	S	S
Keyless ENTRY /Keyless GO	579	• / –	• / –	• / –	• / –	• / –	•	•
Additional Ignition Key	561	•	•	•	•	•	•	•
Full Size Spare Wheel	980	S	S	S	S	S	S	S
Removable Luggage Cover	209	–	–	–	–	–	S	S
Plylining – Resin Coated Plywood Floor	CKA	•	•	•	•	–	–	–
Ecomode								
ABS with EBD (Electronic Brake Distribution) and Emergency Brake Assist	009	S	S	S	S	S	S	S
ESC with Hill Holder and Traction+	BNB	S	S	S	S	S	S	S
Tow Bar with Pre-Wiring + TSM (Trailer Sway Mitigation)	6JA	•	•	•	•	•	•	•

STANDARD AND OPTIONAL EQUIPMENT

Safety / Mechanics		Van Base	Van SX	Crew cab Base	Crew cab SX	Chassis cab Base	Passenger Active	Passenger SX
TPMS (Tyre Pressure Monitoring System)	365	•	•	•	•	•	S	S
Driver Front Airbag	500	S	S	S	S	S	S	S
Passenger Front Airbag including Load Limiter and Pretensioner	502	•	•	•	•	•	S	S
Side and Window Airbags	CGS	•	•	•	•	•	•	•
All Seasons Tyres	8LF	•	•	•	•	•	•	•
Immobilizer	GXY	S	S	S	S	S	S	S
Alarm Pre-Wiring	388	S	S	S	S	S	S	S
Audio and Infotainment								
Touch – Radio NAV, Navigation system 2.0	AS4	•	•	•	•	•	•	–
Radio CD MP3 AUX-In/USB E DAB Audio Controls on Steering Wheel	6S4	S	S	S	S	S	S	–
Navigation and Sound Group 2	AS6	•	•	•	•	•	•	S